

DE MONTAGEANLEITUNG
Slipwagen

EN INSTALLATION MANUAL
Boat Trolley

TR200-B

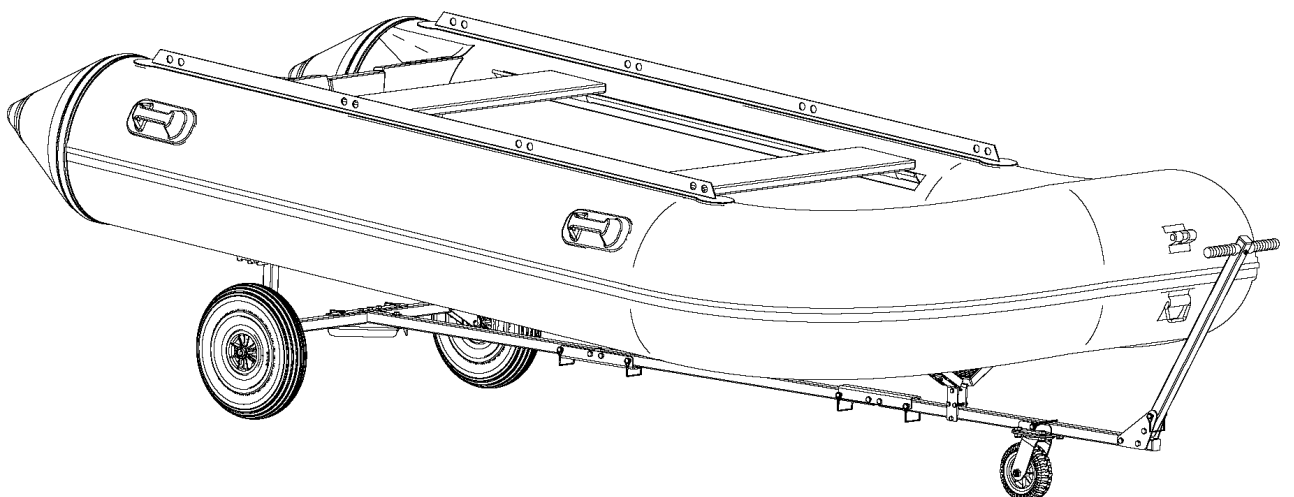
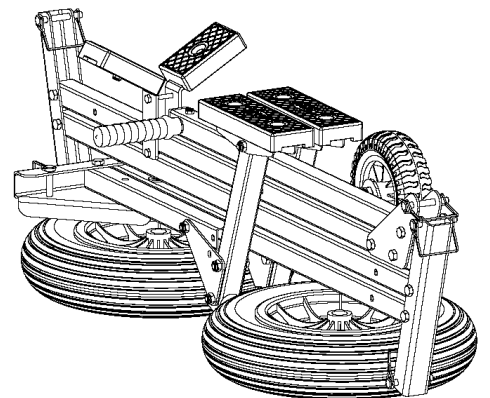
TR200-L

TR260-B

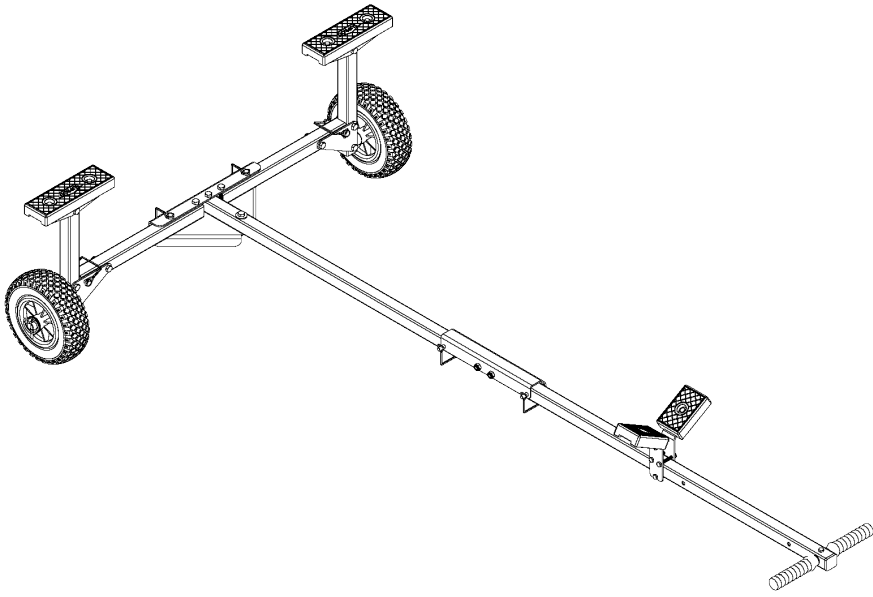
TR260-L

TR350-B

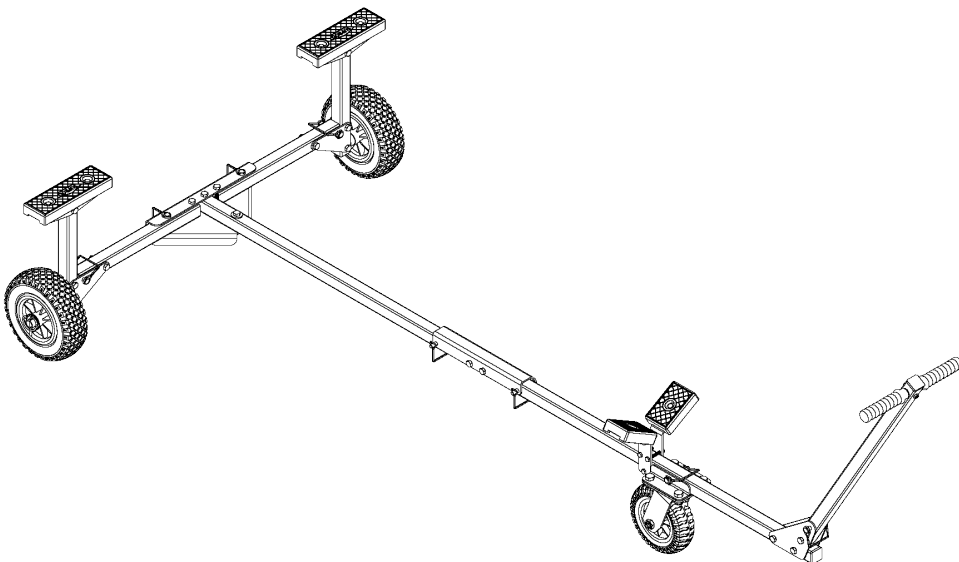
TR350-L



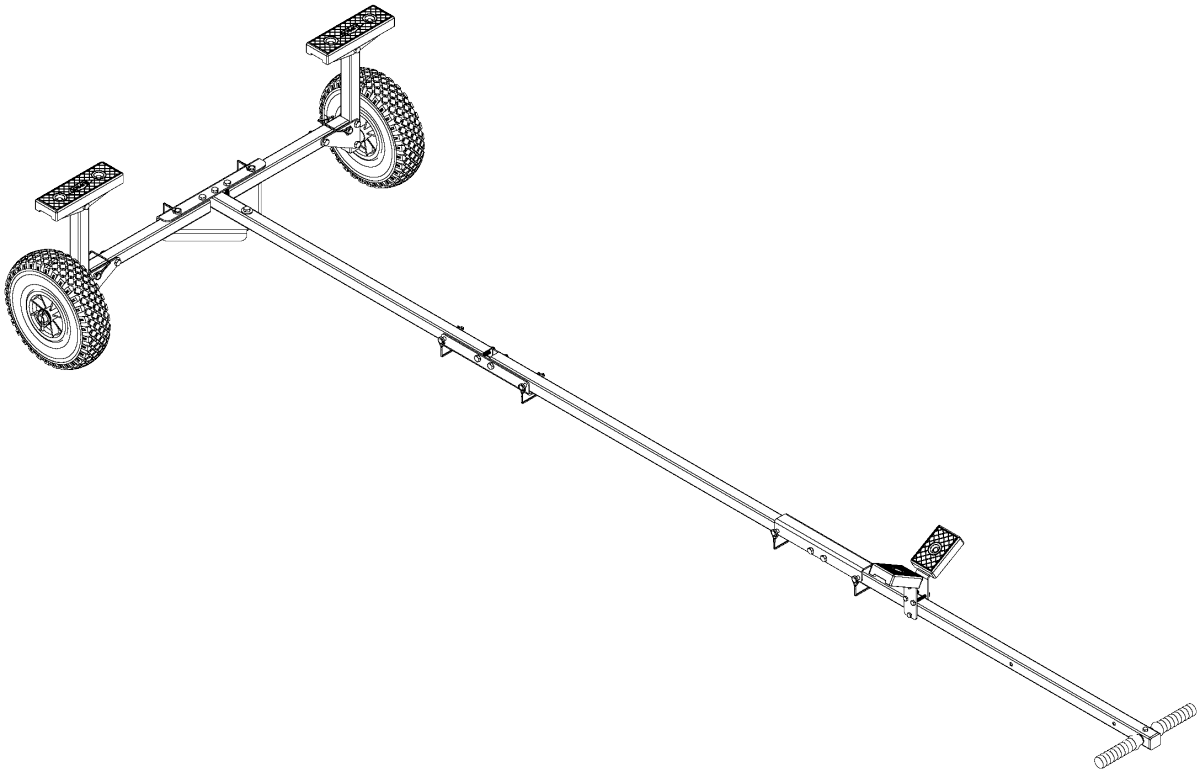
TR200-B



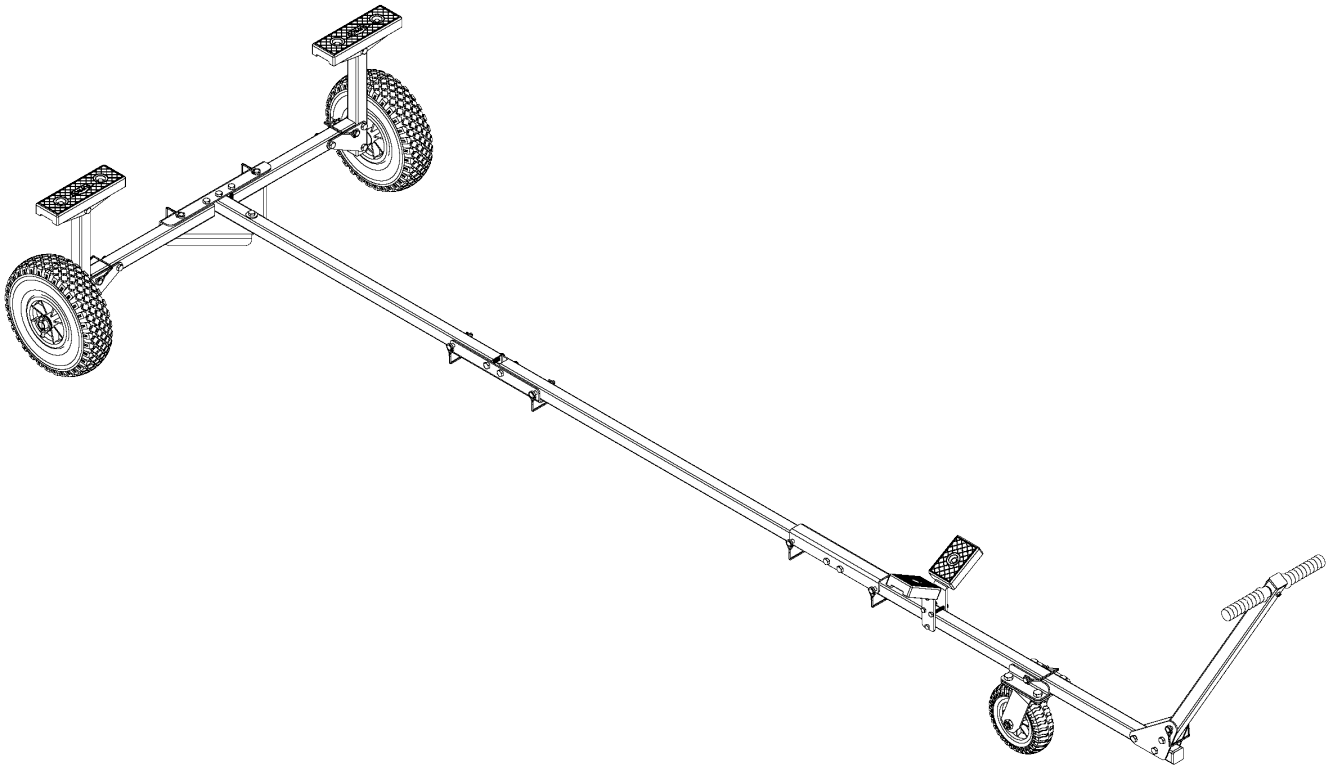
TR200-L




TR260-B




TR260-L



TR350-B

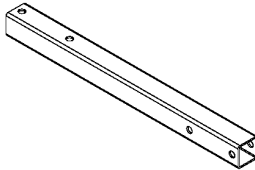


TR350-L

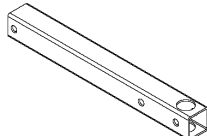


Inhalt / Contents


700-001	TR 200 - B	2
	TR 200 - L	2
	TR 260 - B	2
	TR 260 - L	2
	TR 350 - B	2
	TR 350 - L	2



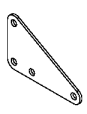
700-002	TR 200 - B	2
	TR 200 - L	2
	TR 260 - B	2
	TR 260 - L	2
	TR 350 - B	2
	TR 350 - L	2



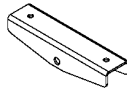
700-003	TR 200 - B	2
	TR 200 - L	2
	TR 260 - B	2
	TR 260 - L	2
	TR 350 - B	2
	TR 350 - L	2



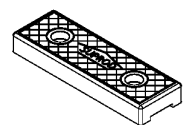
700-004	TR 200 - B	4
	TR 200 - L	4
	TR 260 - B	4
	TR 260 - L	4
	TR 350 - B	4
	TR 350 - L	4



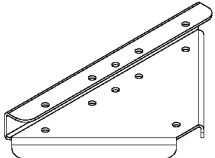
700-005	TR 200 - B	2
	TR 200 - L	2
	TR 260 - B	2
	TR 260 - L	2
	TR 350 - B	2
	TR 350 - L	2



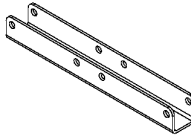
700-006	TR 200 - B	2
	TR 200 - L	2
	TR 260 - B	2
	TR 260 - L	2
	TR 350 - B	2
	TR 350 - L	2



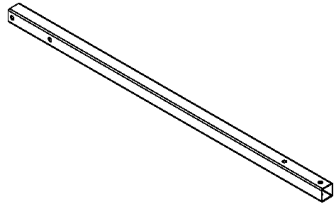
700-007	TR 200 - B	1
	TR 200 - L	1
	TR 260 - B	1
	TR 260 - L	1
	TR 350 - B	1
	TR 350 - L	1



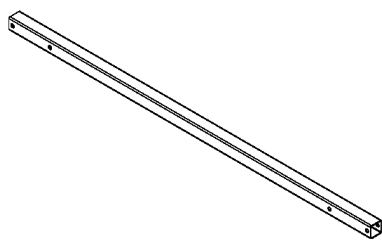
700-008	TR 200 - B	1
	TR 200 - L	1
	TR 260 - B	2
	TR 260 - L	2
	TR 350 - B	2
	TR 350 - L	2



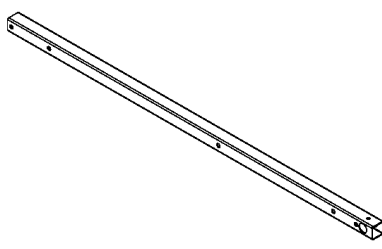
700-009	TR 200 - B	1
	TR 200 - L	1
	TR 260 - B	1
	TR 260 - L	1
	TR 350 - B	1
	TR 350 - L	1



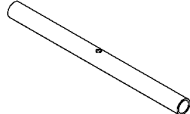
700-010	TR 200 - B	-
	TR 200 - L	-
	TR 260 - B	1
	TR 260 - L	1
	TR 350 - B	1
	TR 350 - L	1



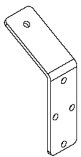
700-011	TR 200 - B	1
	TR 200 - L	1
	TR 260 - B	1
	TR 260 - L	1
	TR 350 - B	1
	TR 350 - L	1



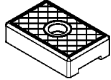
700-012	TR 200 - B	1
	TR 200 - L	1
	TR 260 - B	1
	TR 260 - L	1
	TR 350 - B	1
	TR 350 - L	1



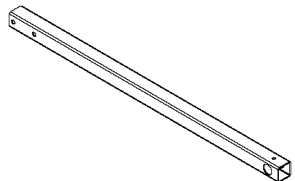
700-013	TR 200 - B	2
	TR 200 - L	2
	TR 260 - B	2
	TR 260 - L	2
	TR 350 - B	2
	TR 350 - L	2




700-014	TR 200 - B	2
	TR 200 - L	2
	TR 260 - B	2
	TR 260 - L	2
	TR 350 - B	2
	TR 350 - L	2




700-016	TR 200 - B	-
	TR 200 - L	1
	TR 260 - B	-
	TR 260 - L	1
	TR 350 - B	-
	TR 350 - L	1




700-017	TR 200 - B	-
	TR 200 - L	2
	TR 260 - B	-
	TR 260 - L	2
	TR 350 - B	-
	TR 350 - L	2




700-018	TR 200 - B	-
	TR 200 - L	2
	TR 260 - B	-
	TR 260 - L	2
	TR 350 - B	-
	TR 350 - L	2




POM-21	TR 200 - B	2
	TR 200 - L	2
	TR 260 - B	2
	TR 260 - L	2
	TR 350 - B	2
	TR 350 - L	2



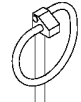
LAM-V30	TR 200 - B	1
	TR 200 - L	2
	TR 260 - B	1
	TR 260 - L	2
	TR 350 - B	1
	TR 350 - L	2



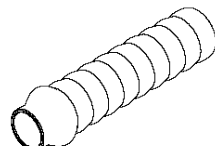
125-21	TR 200 - B	2
	TR 200 - L	2
	TR 260 - B	2
	TR 260 - L	2
	TR 350 - B	2
	TR 350 - L	2



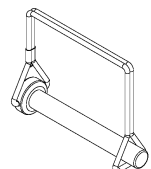
11023-4	TR 200 - B	2
	TR 200 - L	2
	TR 260 - B	2
	TR 260 - L	2
	TR 350 - B	2
	TR 350 - L	2



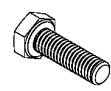
HGRR-20	TR 200 - B	2
	TR 200 - L	2
	TR 260 - B	2
	TR 260 - L	2
	TR 350 - B	2
	TR 350 - L	2



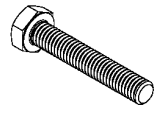
WPIN-8	TR 200 - B	6
	TR 200 - L	8
	TR 260 - B	8
	TR 260 - L	10
	TR 350 - B	8
	TR 350 - L	10



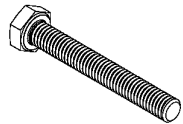
M6x25	TR 200 - B	6
	TR 200 - L	6
	TR 260 - B	6
	TR 260 - L	6
	TR 350 - B	6
	TR 350 - L	6



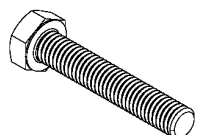
M6x35	TR 200 - B	1
	TR 200 - L	1
	TR 260 - B	1
	TR 260 - L	1
	TR 350 - B	1
	TR 350 - L	1



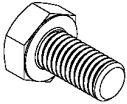
M6x50	TR 200 - B	4
	TR 200 - L	4
	TR 260 - B	4
	TR 260 - L	4
	TR 350 - B	4
	TR 350 - L	4




M8x45	TR 200 - B	14
	TR 200 - L	17
	TR 260 - B	16
	TR 260 - L	19
	TR 350 - B	16
	TR 350 - L	19




M10x25	TR 200 - B	-
	TR 200 - L	4
	TR 260 - B	-
	TR 260 - L	4
	TR 350 - B	-
	TR 350 - L	4




9021-6	TR 200 - B	6
	TR 200 - L	6
	TR 260 - B	6
	TR 260 - L	6
	TR 350 - B	6
	TR 350 - L	6




9021-8	TR 200 - B	1
	TR 200 - L	1
	TR 260 - B	1
	TR 260 - L	1
	TR 350 - B	1
	TR 350 - L	1




125-10	TR 200 - B	-
	TR 200 - L	4
	TR 260 - B	-
	TR 260 - L	4
	TR 350 - B	-
	TR 350 - L	4




M6	TR 200 - B	11
	TR 200 - L	11
	TR 260 - B	11
	TR 260 - L	11
	TR 350 - B	11
	TR 350 - L	11




M8	TR 200 - B	14
	TR 200 - L	17
	TR 260 - B	16
	TR 260 - L	19
	TR 350 - B	16
	TR 350 - L	19




M10	TR 200 - B	-
	TR 200 - L	4
	TR 260 - B	-
	TR 260 - L	4
	TR 350 - B	-
	TR 350 - L	4




PU200	TR 200 - B	2
	TR 200 - L	2
	TR 260 - B	-
	TR 260 - L	-
	TR 350 - B	-
	TR 350 - L	-



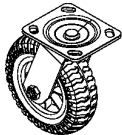
PU260	TR 200 - B	-
	TR 200 - L	-
	TR 260 - B	2
	TR 260 - L	2
	TR 350 - B	-
	TR 350 - L	-



PU350	TR 200 - B	-
	TR 200 - L	-
	TR 260 - B	-
	TR 260 - L	-
	TR 350 - B	2
	TR 350 - L	2



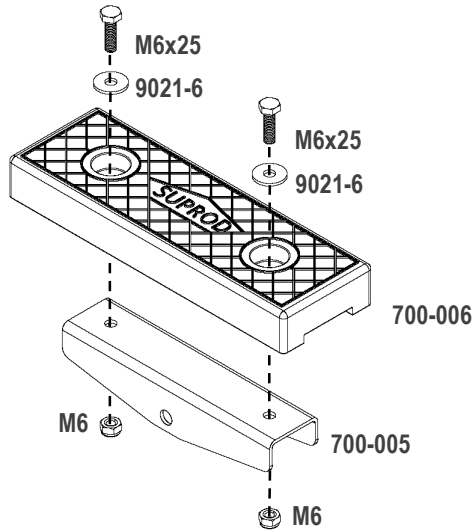
PU160	TR 200 - B	-
	TR 200 - L	1
	TR 260 - B	-
	TR 260 - L	1
	TR 350 - B	-
	TR 350 - L	1



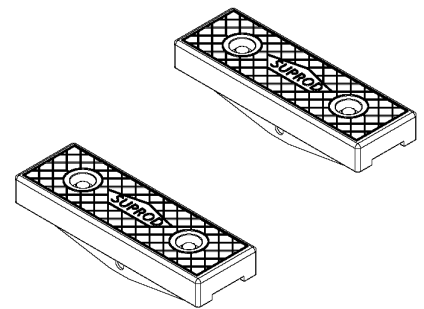
Montageschritte / Installation Steps

1

2 x

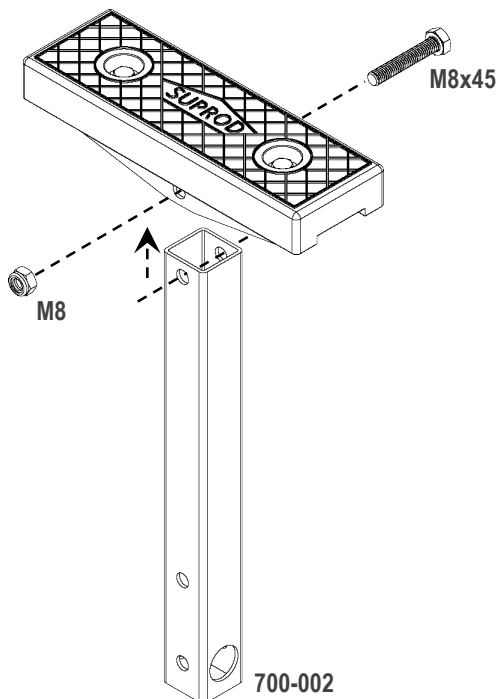


TR 200 - B	✓
TR 200 - L	✓
TR 260 - B	✓
TR 260 - L	✓
TR 350 - B	✓
TR 350 - L	✓

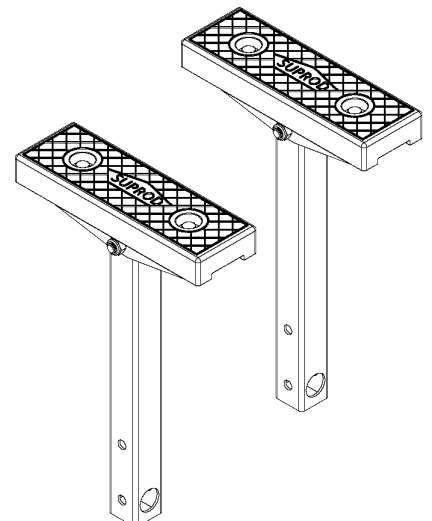


2

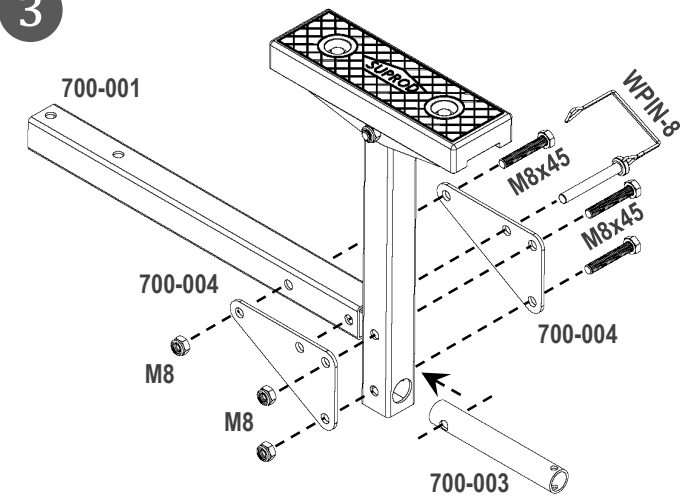
2 x



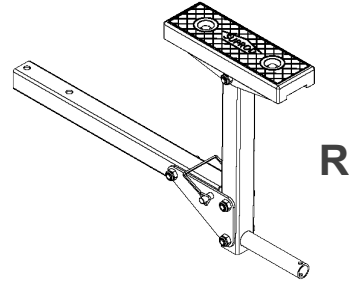
TR 200 - B	✓
TR 200 - L	✓
TR 260 - B	✓
TR 260 - L	✓
TR 350 - B	✓
TR 350 - L	✓



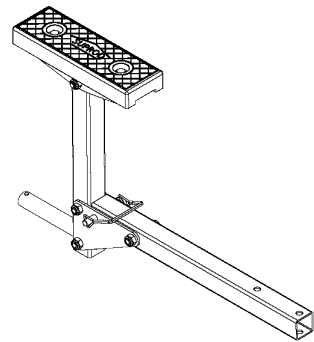
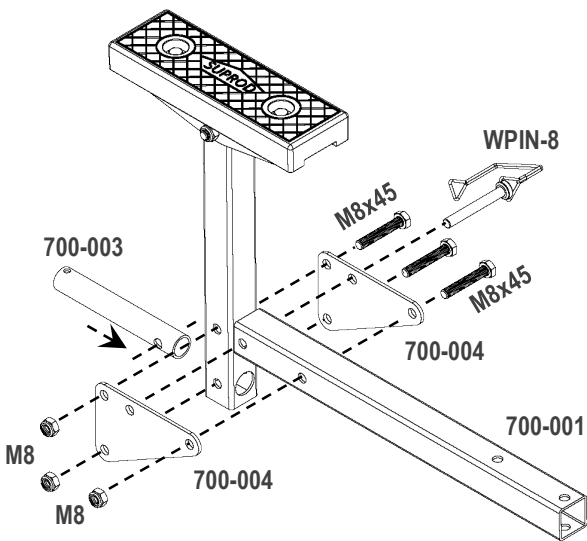
3



TR 200 - B	✓
TR 200 - L	✓
TR 260 - B	✓
TR 260 - L	✓
TR 350 - B	✓
TR 350 - L	✓

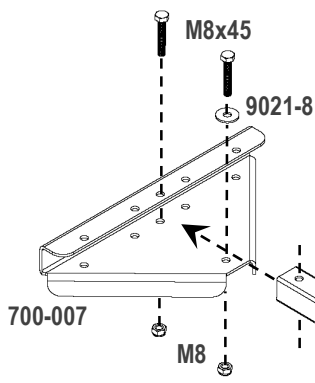


R

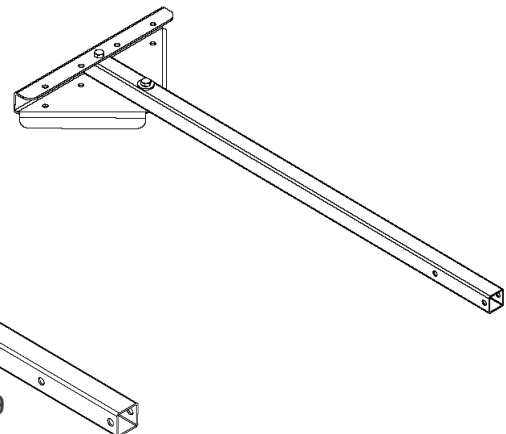


L

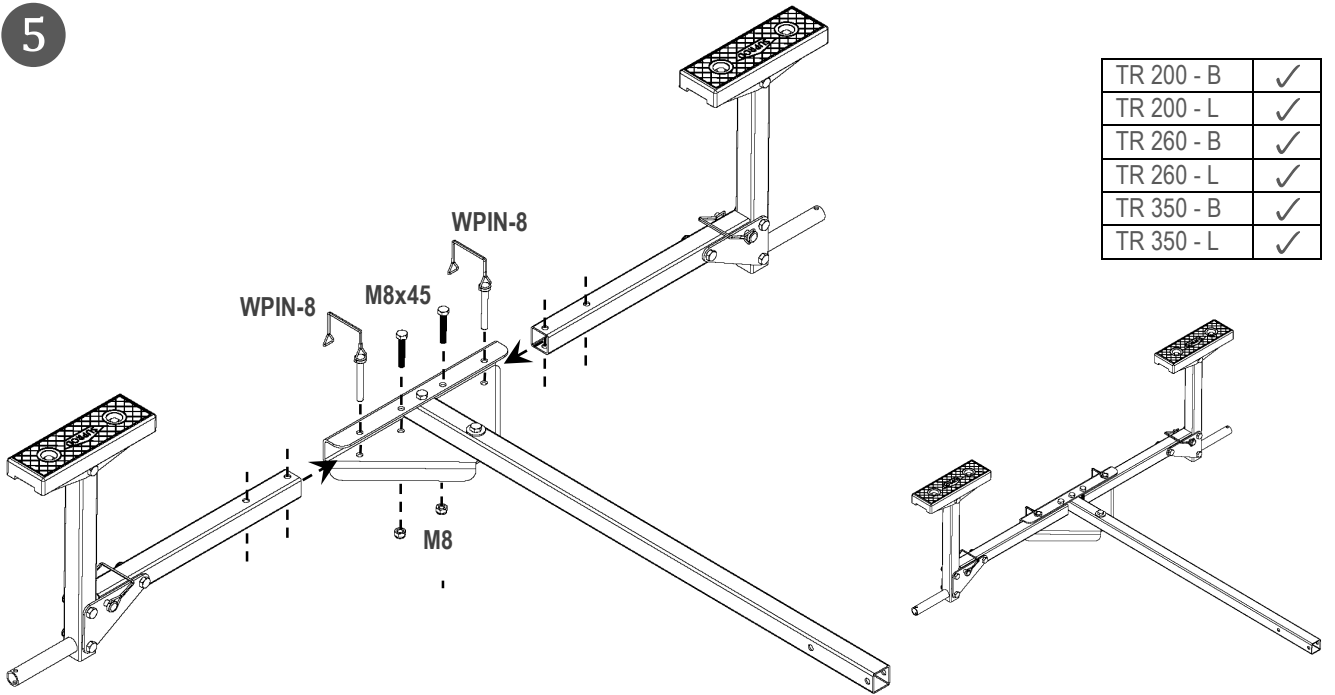
4



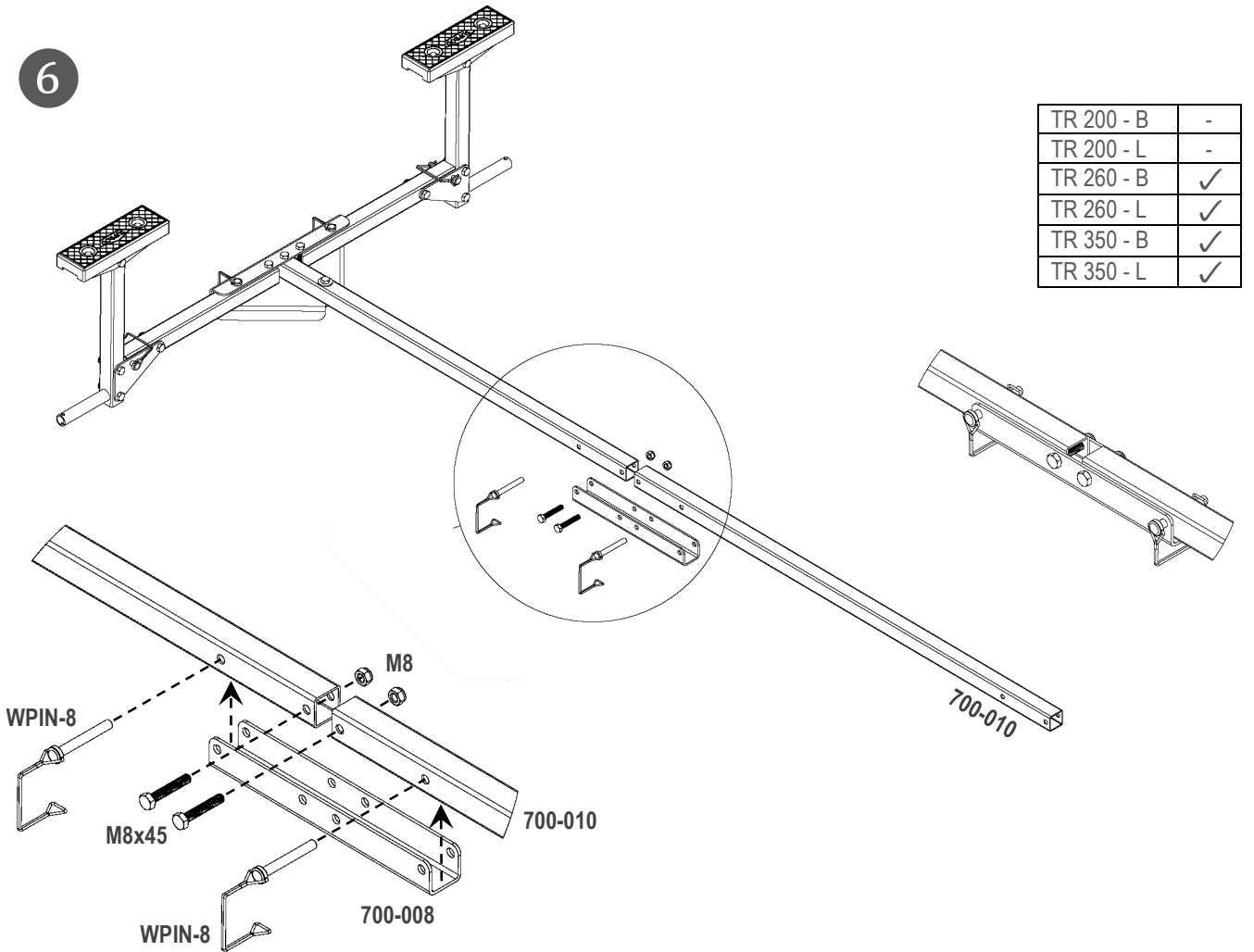
TR 200 - B	✓
TR 200 - L	✓
TR 260 - B	✓
TR 260 - L	✓
TR 350 - B	✓
TR 350 - L	✓



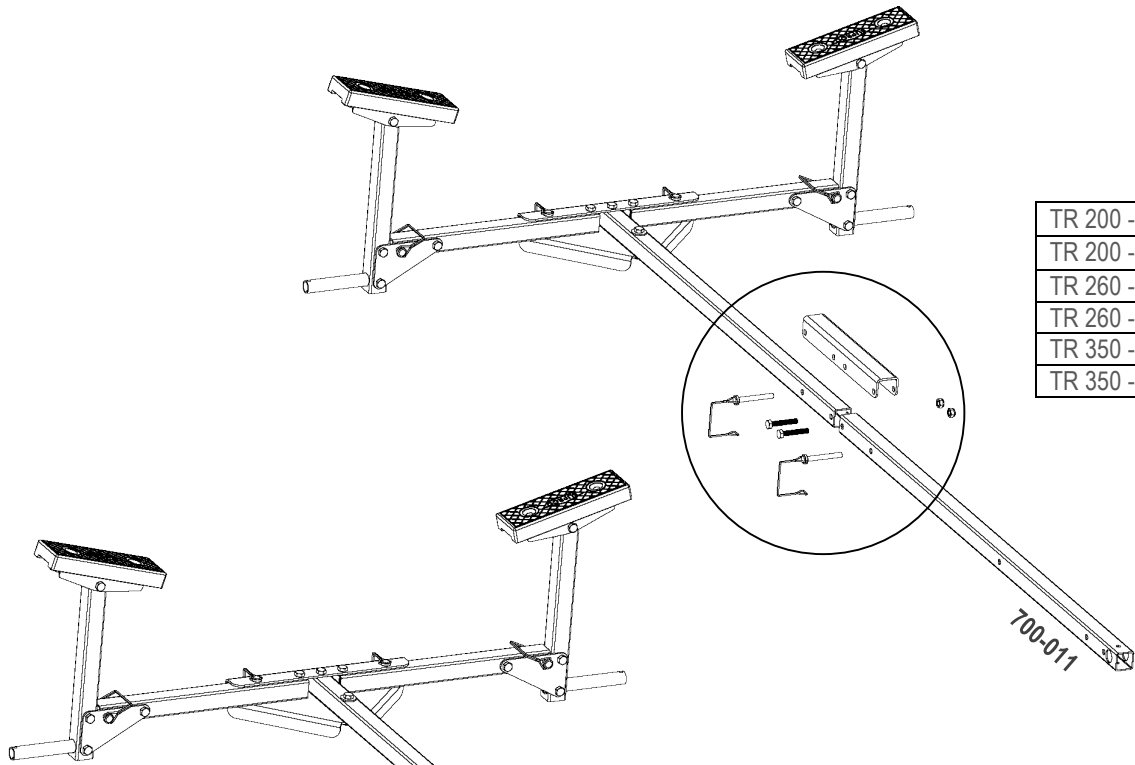
5



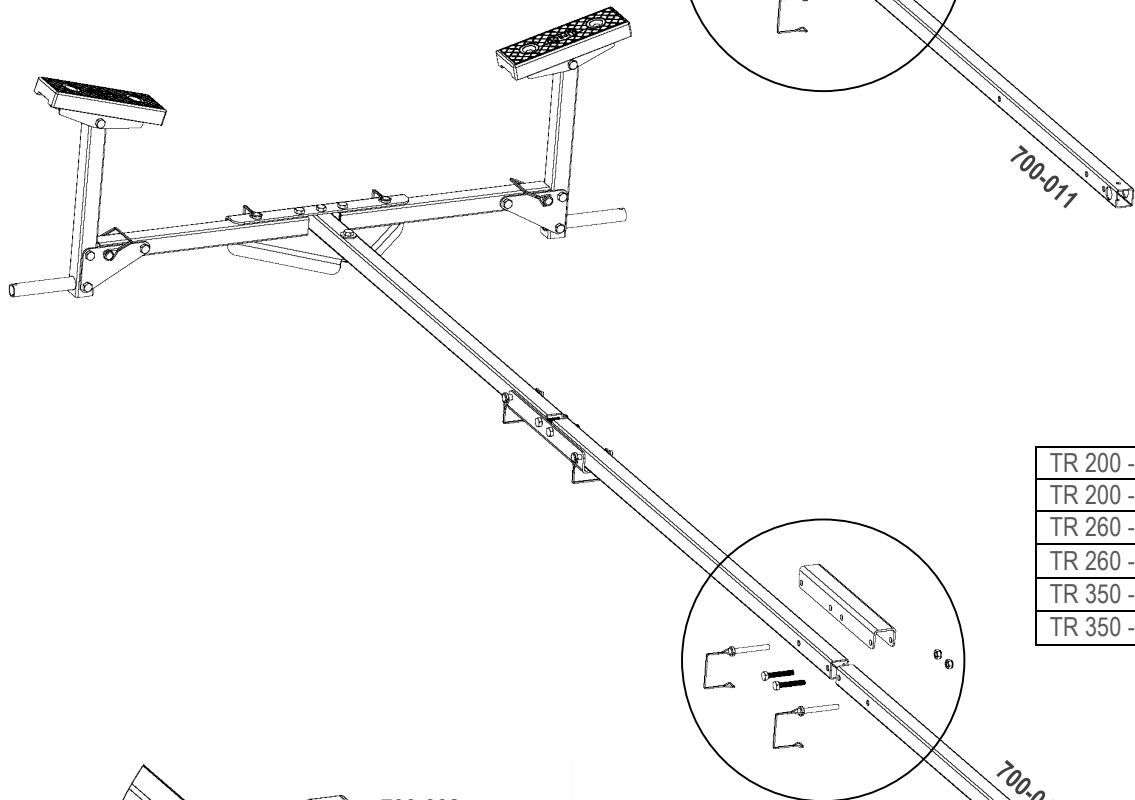
6



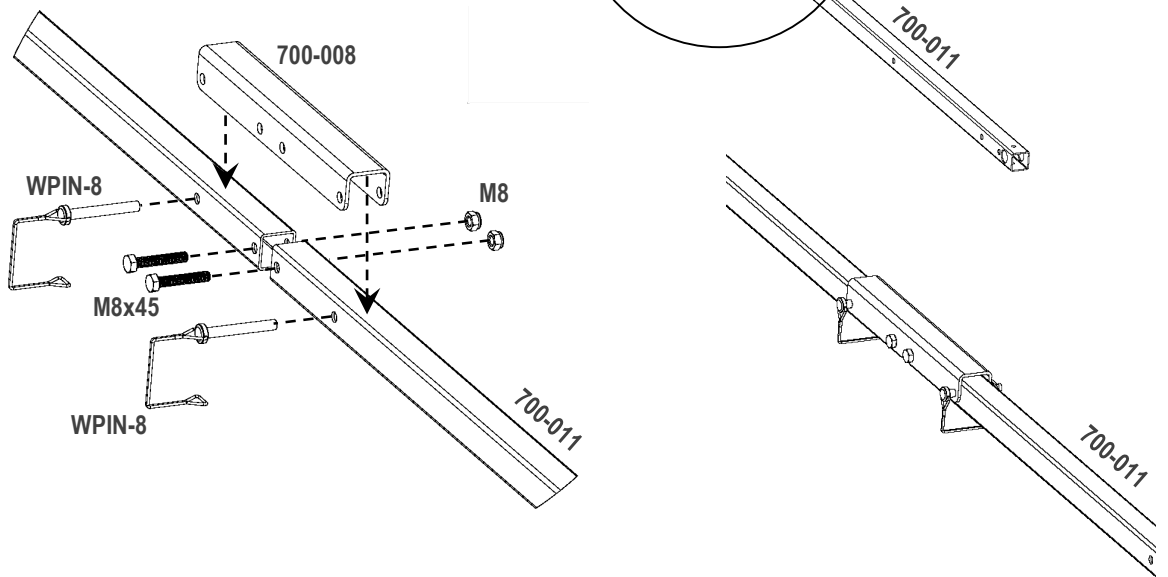
7



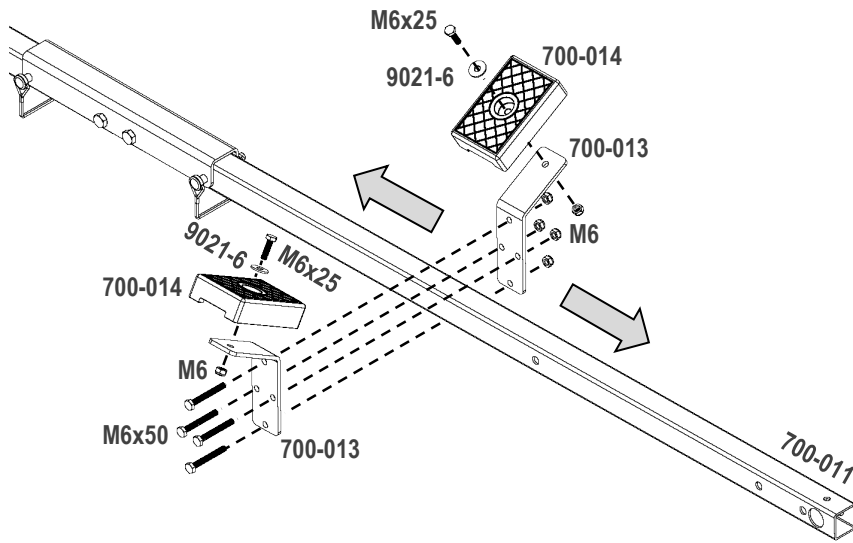
TR 200 - B	✓
TR 200 - L	✓
TR 260 - B	-
TR 260 - L	-
TR 350 - B	-
TR 350 - L	-



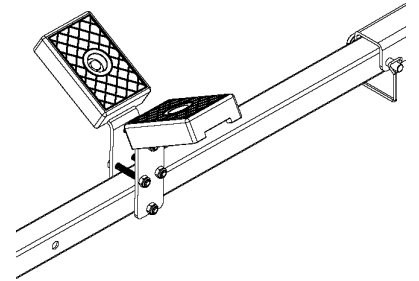
TR 200 - B	-
TR 200 - L	-
TR 260 - B	✓
TR 260 - L	✓
TR 350 - B	✓
TR 350 - L	✓



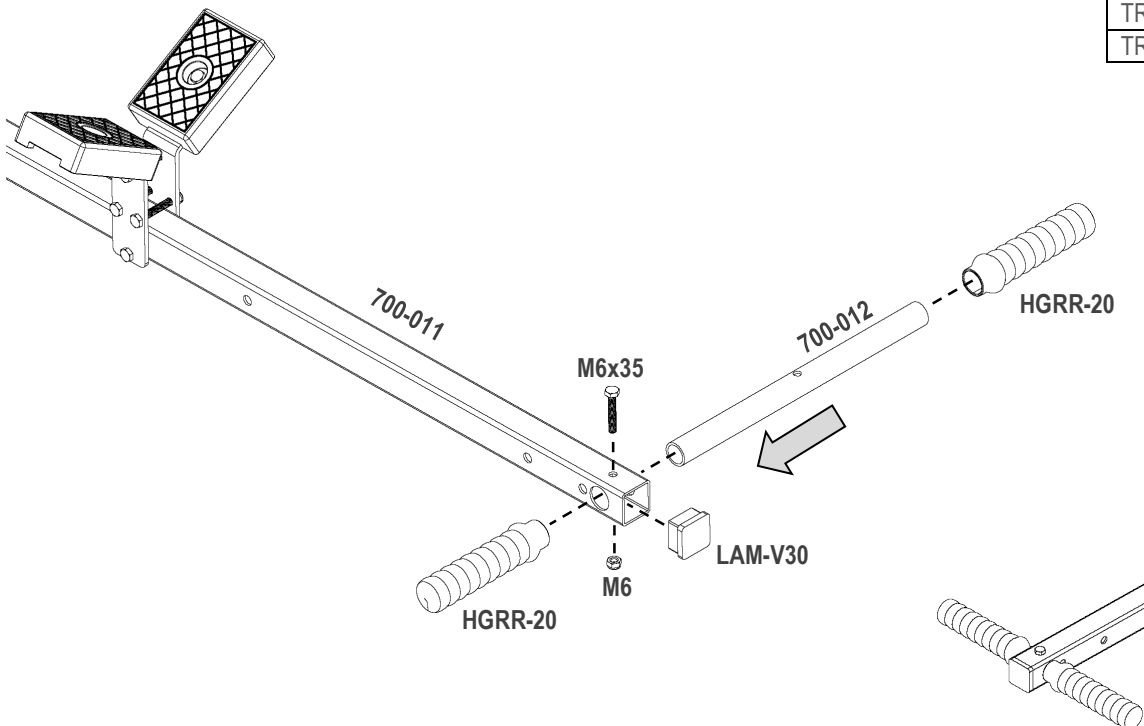
8



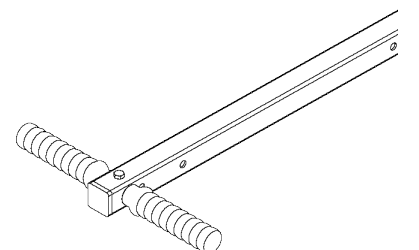
TR 200 - B	✓
TR 200 - L	✓
TR 260 - B	✓
TR 260 - L	✓
TR 350 - B	✓
TR 350 - L	✓



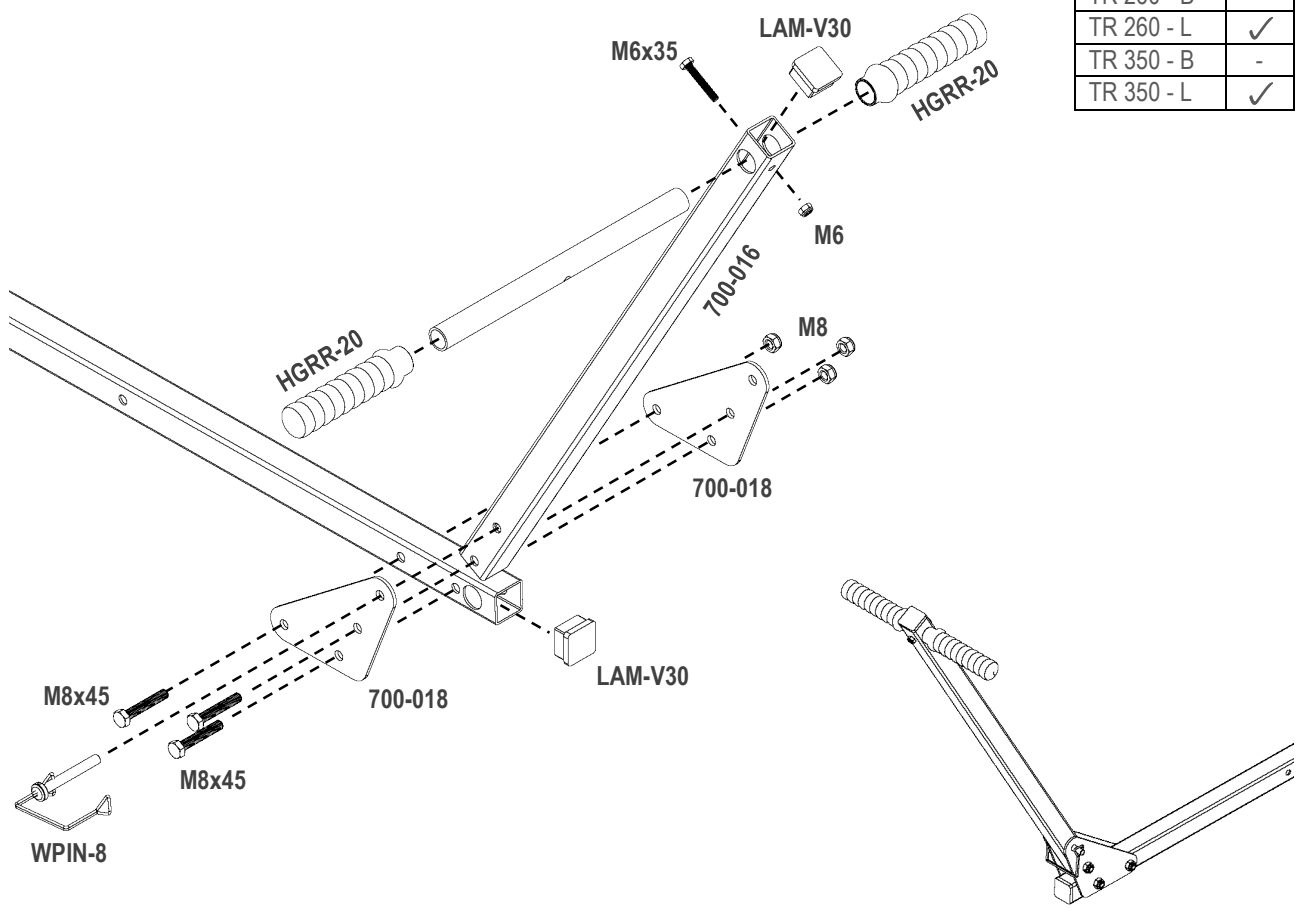
9



TR 200 - B	✓
TR 200 - L	-
TR 260 - B	✓
TR 260 - L	-
TR 350 - B	✓
TR 350 - L	-

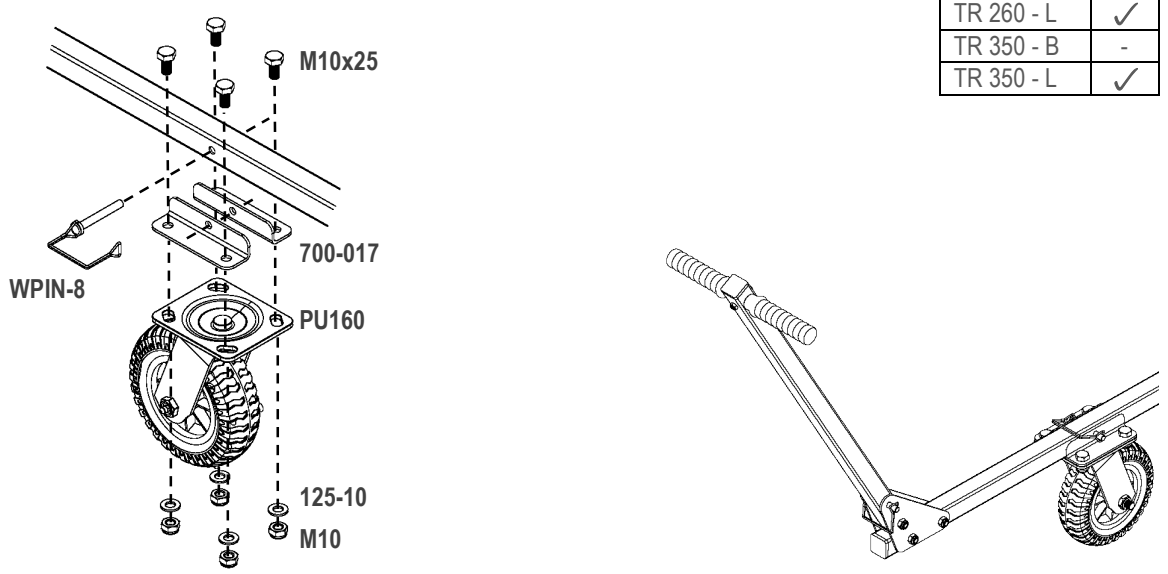


10



TR 200 - B	-
TR 200 - L	✓
TR 260 - B	-
TR 260 - L	✓
TR 350 - B	-
TR 350 - L	✓

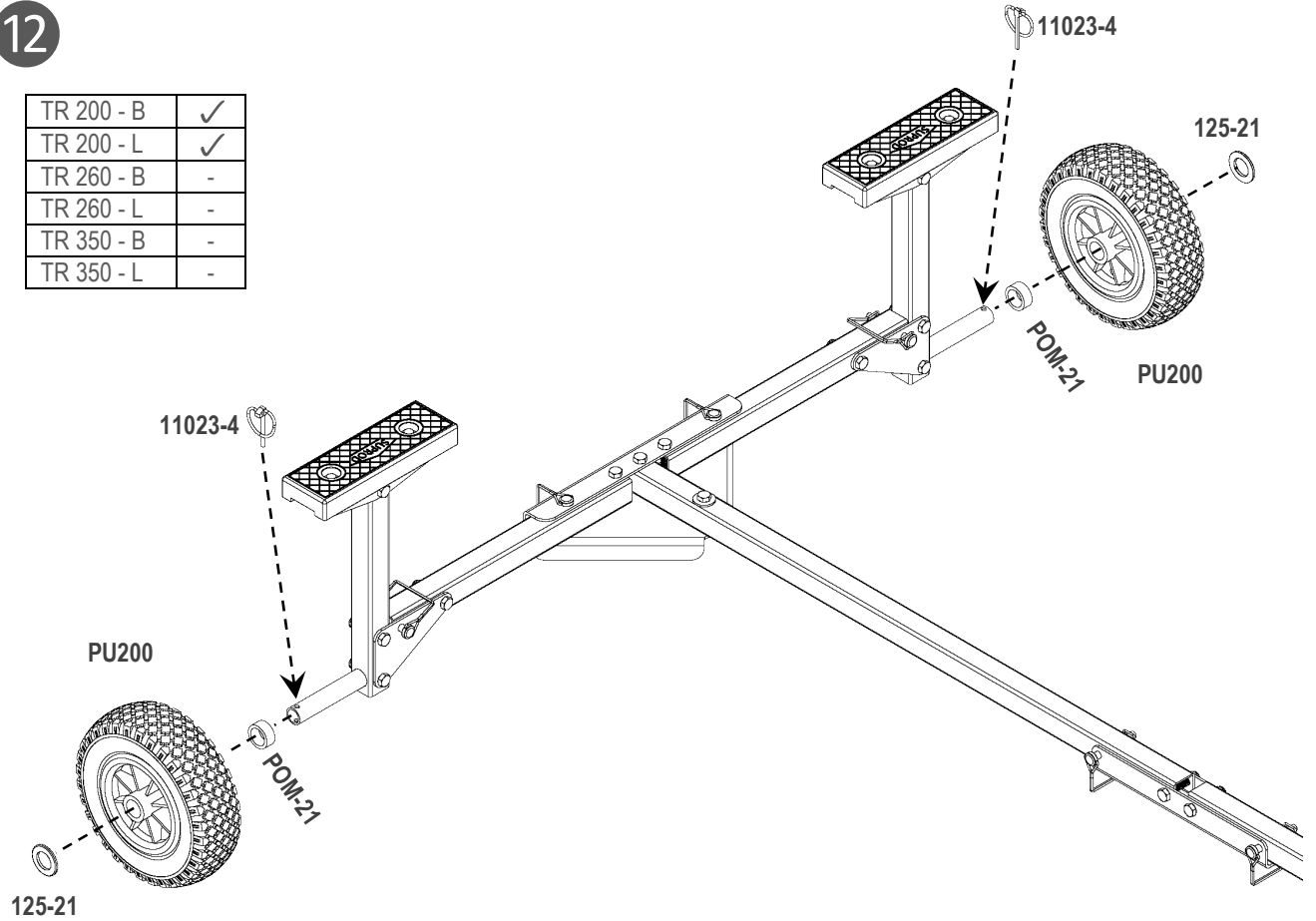
11



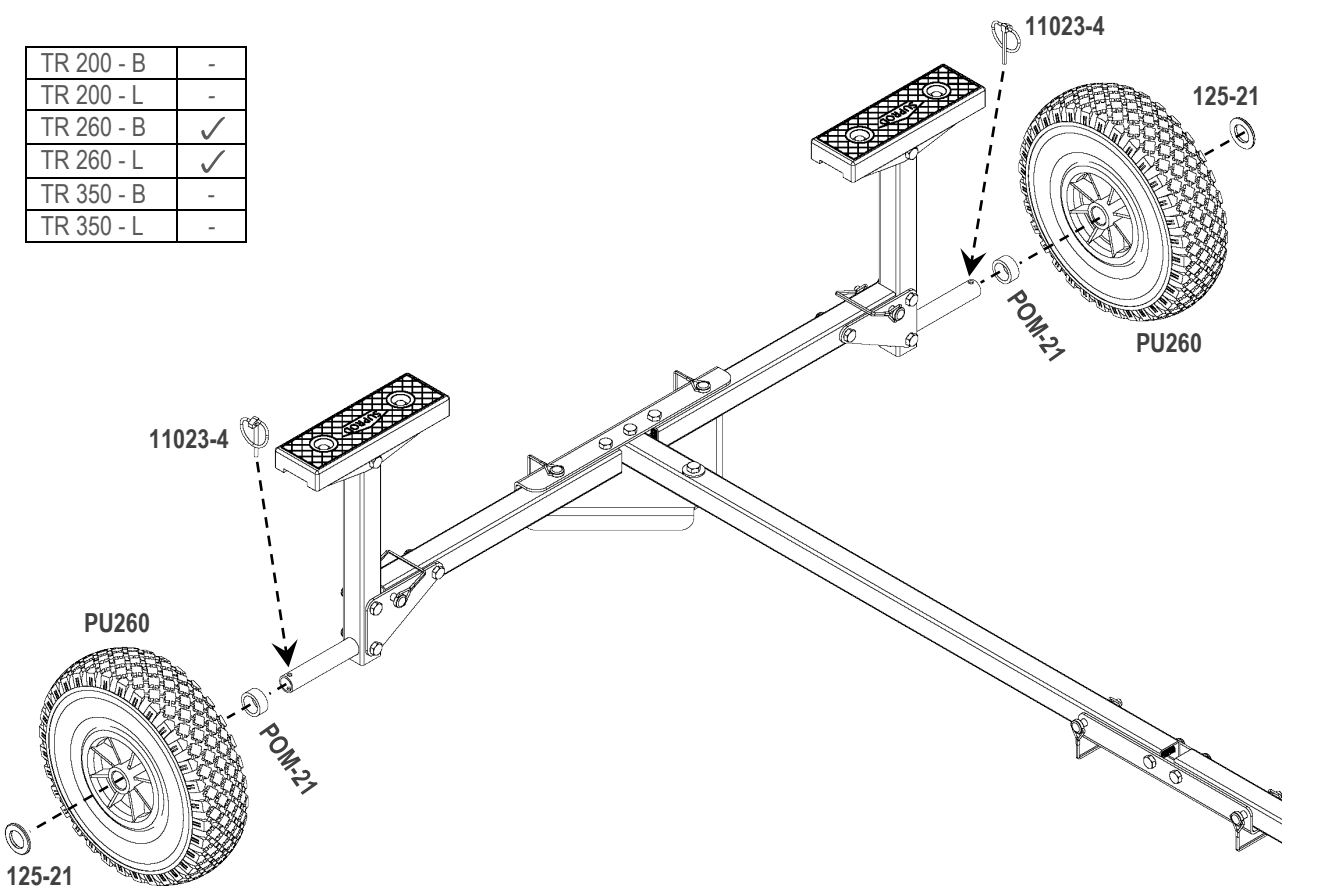
TR 200 - B	-
TR 200 - L	✓
TR 260 - B	-
TR 260 - L	✓
TR 350 - B	-
TR 350 - L	✓

12

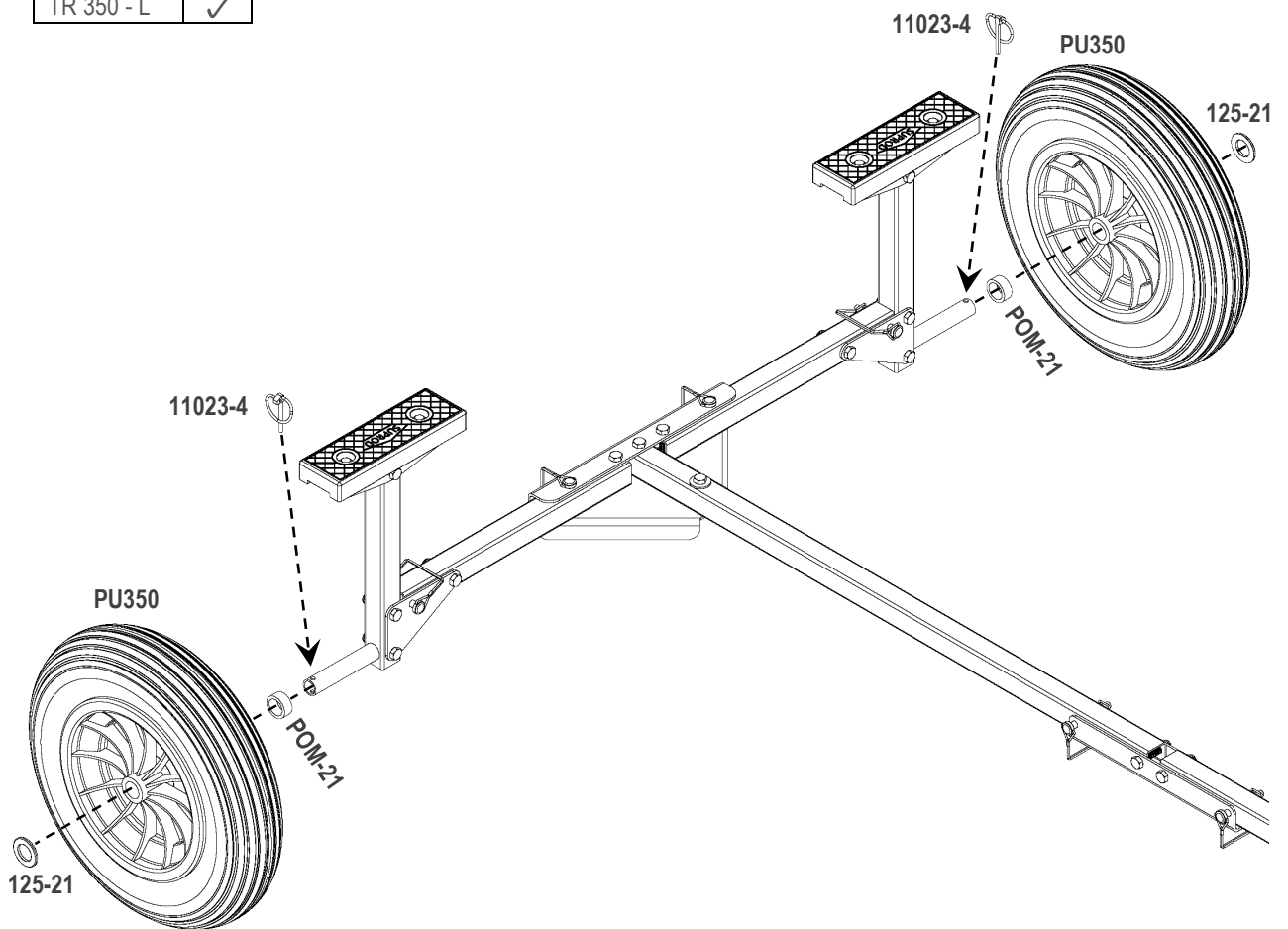
TR 200 - B	✓
TR 200 - L	✓
TR 260 - B	-
TR 260 - L	-
TR 350 - B	-
TR 350 - L	-



TR 200 - B	-
TR 200 - L	-
TR 260 - B	✓
TR 260 - L	✓
TR 350 - B	-
TR 350 - L	-



TR 200 - B	-
TR 200 - L	-
TR 260 - B	-
TR 260 - L	-
TR 350 - B	✓
TR 350 - L	✓



ACHTUNG

- Für Straßenverkehr nicht zugelassen.
- Für kommerzielle Anwendung nicht geeignet.
- Nicht hinter ein motorisiertes Fahrzeug anhängen.
- Personen oder Tiere dürfen beim Slippen nicht im Boot verbleiben.
- Längerer Oberflächenkontakt mit Reifen kann Abfärbungen hinterlassen.
- Verwendung auf eigene Gefahr. Hersteller und Lieferanten haften nicht für Schäden oder Verletzungen, welche durch die Verwendung des Produkts verursacht wurden oder damit zusammenhängen.
- Nichtbefolgung der Hinweise, unsachgemäße Montage oder Veränderungen am Gerät führen zum Erlöschen der Gewährleistung und Garantie.

ATTENTION

- Not for highway use.
- Not designed for commercial use.
- Not designed to be towed behind a motor vehicle.
- Do not leave people or animals in the boat during transportation.
- Prolonged surface contact with the wheels may cause discoloration.
- The product must be used at your own discretion and risk. Manufacturer and suppliers cannot be considered liable for any direct and consequential losses, damages or injuries, caused by or related to using the product.
- Failure to follow the instructions, incorrect installations or any unauthorized modifications to the equipment will void your warranty.

